

## Material Optimization of Leaf Spring of Tractor Trolley by FEA

Narendra Yadav<sup>1</sup>, Mr. Praveen Tandon<sup>2</sup> Mr. S.A.K. Jilani<sup>3</sup>

<sup>1, 2, 3</sup>(M E Scholar, Associate Professor, Associate Professor, Department of Mechanical Engineering, RCET, Bhilai-India)

**Abstract:** Leaf Spring (LS) is an indispensable machine element of the automobile sector. In this particular work we are analyzed a LS with the help of Finite Element Method when subjected to static loads and appropriate boundary conditions. The LS taken into consideration is that of a Tractor Trolley having a Gross Vehicle Weight of 20 ton. According to the existing dimension of simple leaf spring it has modeled in solid works 2013. after that cad model has used to discretized in to small no of element and nodes to perform the required finite element analysis. Initially analysis has done for three different materials and taken the most economic and suitable material for leaf spring in the optimization stages. Comparison of material was perform on the basis of result obtained from the analysis of leaf spring like von mises stress, strain and deflection.

**Keywords:** leaf spring (LS), Finite Element Analysis (FEA), Camber, Leaf Span, Static loading, Computer Aided Engineering (CAE)

### I. Introduction

Leaf springs are crucial suspension elements used on light passenger vehicle, mini loader and truck necessary to minimize the vertical vibrations impacts and bumps due to road irregularities and to create a comfortable ride. Leaf springs are widely used for automobile and rail road suspensions. The leaf spring should absorb the vertical vibrations and impacts due to road irregularities by means of variations in the spring deflection so that the potential energy is stored in spring as strain energy and then released slowly so increasing the energy storage capabilities of a leaf spring and ensures a more compliant suspension system. Three dimensional finite element analysis of the leaf spring consists of a computer model or design that is stressed and analyzed for specific results.

The leaf spring is analyzed for static strength and deflection using 3D finite element analysis. The general purpose finite element analysis software ANSYS is used for present study. The variation of bending stress and displacement values are predicted. With the Indian market becoming global and advent of multinationals in the market, a cut throat competition has a rise between the Indian companies and the Multinational company .thus to remain in the contest it has become necessary for the Indian industries to improve and innovate their product.

### II. Material

The existing material of tractor trolley leaf spring is 50Cr1V23 and we had applied three different materials for analysis of leaf spring like 55Si2Mn90, 38Si6 and 50Cr1. The material used for the experimental work is 55Si2Mn90.

**Tab.1 Parameters of the steel leaf spring**

Material options	Material	Input Properties	
	Spring Steel	Tensile Yield Strength (MPa)	Ultimate Tensile Strength (M6Pa)
Existing	50Cr1V23	1800	2050
Option 1	50Cr1	1650	1950
Option 2	38Si6	1050	1300
Option 3	55Si2Mn90	1800	1950

### III. Three Dimensional Solid Model




Fig. 1: Three Dimensional CAD Model

### IV. Finite Element Analysis

Analysis of leaf spring is done by Finite Element Method in software ANSYS Workbench. Finite element method (FEM) is a numerical method for solving a differential or integral equation. It has been applied to a number of physical problems, where the governing differential equations are available. The method essentially consists of assuming the piecewise continuous function for the solution and obtaining the parameters of the functions in a manner that reduces the error in the solution. In this article, a brief introduction to finite element method is provided. The method is illustrated with the help of the plane stress and plane strain formulation

The first phase for applying the method of Finite Elements is Meshing or Discretization. Meshing is basically the process of breaking the CAD model into very small elements. It is also known as piecewise approximation. Meshing are of different types, it may be comprising of 1D, 2D or 3D elements. In present case selected is shown in Table-2

Mesh			Element type	
S.N.	Entity	Size	Connectivity	Statistics
1	Nodes	9201	Connectivity	Statistics
2	Elements	4185	TE10	4185 ( 100% )

### V. Results from FEA

The following result we obtained by applying FEA on the leaf spring assembly.




Fig. 2 Stress Analysis (Material-50Cr1V23 )

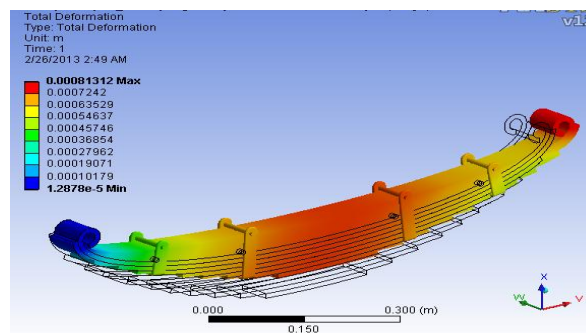


Fig 3 Deflection Analysis (Material-50Cr1V23)

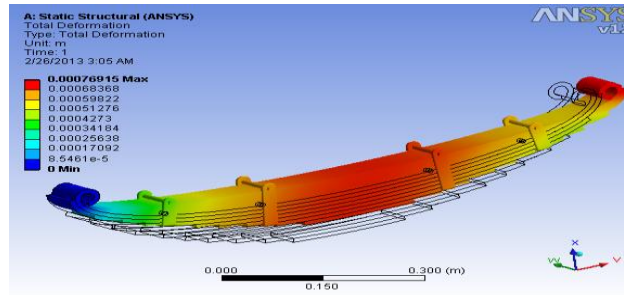


Fig 4 Deflection Analysis (Material-38Si6)

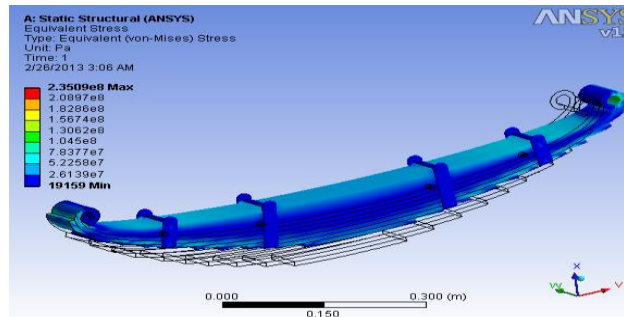


Fig 5 Stress Analysis (Material-38Si6)




Fig 6 Deflection Analysis (Material-50Cr1)




Fig 7 Stress Analysis (Material-50Cr1)

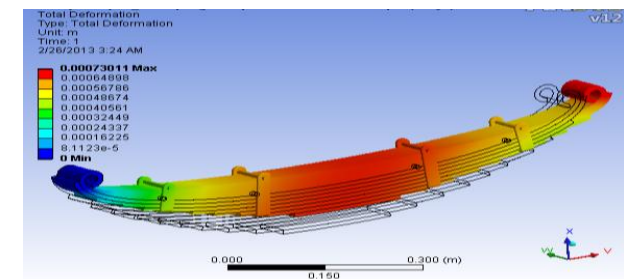


Fig 8 Deflection Analysis (Material-55Si2Mn90)




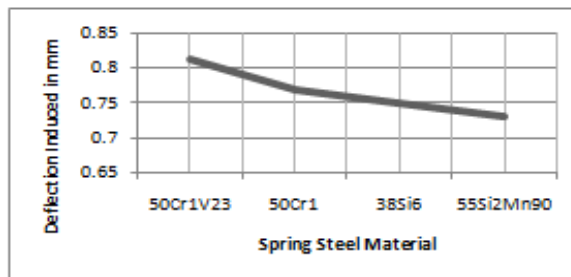
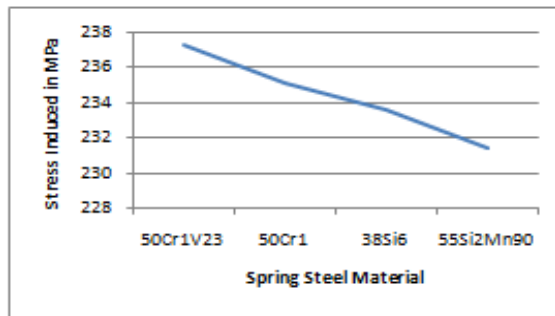
Fig 9 Stress Analysis (Material-55Si2Mn90)

After the analysis of leaf spring gives the above result for different materials.

Material options	Material	Input Properties		Analysis Result	
	Spring Steel	TYS (MPa)	UTS (MPa)	Stress (MPa)	Deflection mm
Existing	50Cr1V23	1800	2050	237.30	0.81312
option 1	50Cr1	1650	1950	235.09	0.76915
option 2	38Si6	1050	1300	233.54	0.75010
option 3	55Si2Mn90	1800	1950	231.38	0.73011

**VI. Conclusion**

As per the result obtained from Finite Element Analysis in ANSYS we found that leaf spring provides good performance when it is made up of Spring Steel 55Si2Mn90 the results are-



In this work the main focus was to create a method wherein the load carrying capacity of leaf spring can be computed, and in this context FEA turned out to be very effective. The work elucidated is completely devoted to the conglomeration of Mechanical Engineering Design & Computer Aided Engineering.

## REFERENCES

- [1] Dewangan Ritesh, Patnaik Manas and Yadav Narendra.” Minimization of Stress of a Parabolic Leaf Spring by Simulated Annealing Algorithm”, International Journal of Engineering Research and Applications (IJERA), Vol. 2, Issue 4, July-August 2012, pp.457-460.
- [2] Patnaik Manas Dewangan Ritesh and Yadav Narendra.”, “Estimation of Maximum Load Carrying Capacity of a Parabolic Leaf Spring by Design of Experiments” International Journal of Engineering Research and Applications (IJERA), Vol. 2, Issue 4, July-August 2012
- [3] Gulur Siddaramanna Shiva Shankar, Sambagam Vijayarangan, “Mono Composite Leaf Spring for Light Weight Vehicle Design, End Joint Analysis and Testing”, J. of Materials Science, Vol. 12, pp. 220-225, Issue 3, 2006.
- [4] Patnaik Manas, Yadav Narendra, Dewangan Ritesh,” Study of a Parabolic Leaf Spring by Finite Element Method & Design of Experiments”, International Journal of Modern Engineering Research (IJMER), Vol.2, Issue 4, July-Aug 2012 pp-1920-1922.
- [5] G. Wagle Sachin, Satish S. Oesai, Wadkar S. B., “Optimized Design & Analysis of Parabolic Leaf Spring Considering Braking, Cornering & Bump loads”, National Conference of computational methods in Mechanical Engineering, pp. 47-52 , September 2005.
- [6] Kanbolat Ahmet , Murathan Soner, Mustafa Karaagaç, Tolga Erdogus, “Parabolic Leaf Spring Optimization and Fatigue Strength Evaluation on The Base of Road Load Data, Endurance Rig Tests and Non Linear Finite Element Analysis”, SAE International, 2011
- [7] Kumar Krishan and Aggarwal M.L. “A Finite Element Approach for Analysis of a Multi Leaf Spring using CAE Tools”, Research Journal of Recent Sciences, Vol. 1, pp. 92-96, December 2012.
- [8] Yadav Narendra, Dewangan Ritesh, Patnaik Manas,” Minimization Of Stress In A Parabolic Leaf Spring By Local Algorithm For Constant & Priorities, International Journal of Engineering Research and Applications (IJERA), Vol. 2, Issue4, July-August 2012, pp.1897-1899.
- [9] Dhoshi N.P., Ingole N.K., Gulhane U.D., “Analysis and Modification of Leaf Spring of Tractor Trailer Using Analytical and Finite Element Method”, International Journal of Modern Engineering Research, Vol. 1, pp. 719-722, Issue 2, December 2012.
- [10] Kothari Dakshraj, Sahu Rajendra and Satankar Rajesh, “Comparison of Performance of Two Leaf Spring Steels Used For Light Passenger Vehicle”, International Journal of Mechanical, Automobile & Production Engineering, Vol. 2, pp. 9-16, Issue 1, 2012.
- [11] Kumar Krishan, Aggarwal M.L, “Computer Aided FEA Comparison of Mono Steel And Mono GRP Leaf Spring”, International Journal of Advanced Engineering Research and Studies, Vol. 1, pp. 155-158, Issue 2, January-March, 2012.
- [12] Clarke C.K. and Borowski G.E., “Evaluation of a Leaf Spring Failure”, Journal of Failure Analysis and Prevention, Vol. 5, pp. 54-63, Issue 6, December 2005.
- [13] Jadhav K.K. and Dalu R.S., “Experimental Investigation & Numerical Analysis of Composite Leaf Spring”, International Journal of Engineering Science and Technology, Vol. 3, pp. 4759-4764, Issue 6, June 2012.
- [14] Arora Vinkel, Bhushan Gian and Aggarwal M.L., “Eye Design Analysis of Single Leaf Spring In Automotive Vehicles Using CAE Tools”, International Journal of Applied Engineering and Technology, Vol. 1, pp. 88-97, Issue 1, October-December, 2011.
- [15] Douglas C. Montgomery, Design & Analysis of Experiments, JOHN WILEY & SONS INC, 5th Edition, 2001, pp 8-19.
- [16] Jiju Antony, Design of Experiments for Scientists & Engineers, Elsevier Science & Technology Books, 1st Edition, 2003, pp 6-24.
- [17] G.R. Liu & S.S. Quek, The Finite Element Method, Butterworth-Heinemann (Imprint of Elsevier Science), 1st Edition, 2003, pp 3-65.
- [18] Klaus-Jurgen Bathe, Finite Element Procedures, Prentice Hall, 1st Edition, 1996, pp 78-96.